



Gestamp 

**Presentation of
First Quarter 2016 Results**

May 31, 2016

Disclaimer

This presentation has been prepared solely for use at this presentation of our results for the quarter ended March 31, 2016. By attending the meeting where this presentation is made, or by reading the presentation slides, you agree to be bound by the following limitations.

This presentation is not an offer for sale of securities in the United States or in any other jurisdiction. This presentation has been prepared for information and background purposes only. It is confidential and does not constitute or form part of, and should not be construed as, an offer or invitation to subscribe for, underwrite or otherwise acquire, any securities of Gestamp Automoción, S.A. (the "Company") or any member of its group nor should it or any part of it form the basis of, or be relied on in connection with, any contract to purchase or subscribe for any securities of the Company or any member of its group or with any other contract or commitment whatsoever. Neither this presentation nor any part of it may be reproduced (electronically or otherwise) or redistributed, passed on, or the contents otherwise divulged, directly or indirectly, to any other person or published in whole or in part for any purpose without the prior written consent of the Company.

This presentation does not purport to be all-inclusive or to contain all of the information that any person may require to make a full analysis of the matters referred to herein. Each recipient of this presentation must make its own independent investigation and analysis of the Company.

This presentation may contain certain forward-looking statements that reflect the management's intentions, beliefs or current expectations. These forward-looking statements include, but are not limited to, all statements other than statements of historical facts, including, without limitation, those regarding the Company's future financial position and results of operations, strategy, plans, objectives, goals and targets and future developments in the markets where the Company participates or is seeking to participate. The Company's ability to achieve its projected results is dependent on many factors which are outside management's control. Actual results may differ materially from (and be more negative than) those projected or implied in the forward-looking statements. Such forward-looking information involves risks and uncertainties that could significantly affect expected results and is based on certain key assumptions. Due to such uncertainties and risks, readers are cautioned not to place undue reliance on such forward-looking statements as a prediction of actual results. All forward-looking statements included herein are based on information available to the Company as of the date hereof. The Company undertakes no obligation to update publicly or revise any forward-looking statement, whether as a result of new information, future events or otherwise, except as may be required by applicable law. All subsequent written and oral forward-looking statements attributable to the Company or persons acting on its behalf are expressly qualified in their entirety by these cautionary statements.

In this presentation, we may rely on and refer to information regarding our business and the market in which we operate and compete. We have obtained this information from various third party sources, including providers of industry data, discussions with our customers and our own internal estimates. We cannot assure you that any of this information is accurate or correctly reflects our position in the industry, and none of our internal surveys or information has been verified by any independent sources.

No representation or warranty, express or implied, is made as to the fairness, accuracy or completeness of the information contained herein. None of the Company, its advisers, connected persons or any other person accepts any liability for any loss howsoever arising, directly or indirectly, from this presentation or its contents. This shall not, however, restrict or exclude or limit any duty or liability to a person under any applicable laws or regulations of any jurisdiction which may not lawfully be disclaimed (including in relation to fraudulent misrepresentation).

Presentation of First Quarter 2016 Results

Francisco J. Riberas Mera, President & CEO

Francisco López Peña, Vice President & CFO

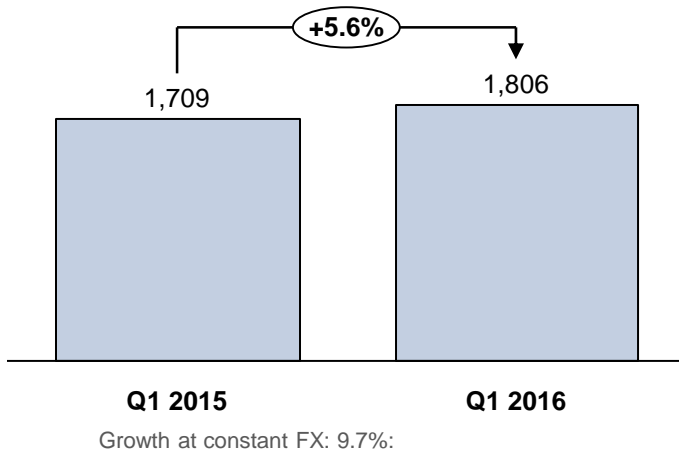
Richard Egües, Director of Corporate Development

Highlights of Q1 2016

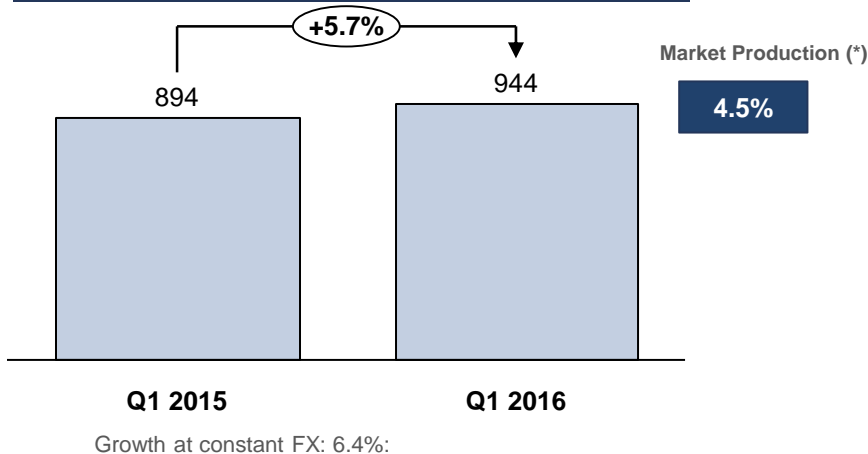
- Gestamp **continued its long standing growth trend** during the first quarter of 2016
 - Revenue grew 5.6%, EBITDA grew 5.9% and Operating Profit grew 8.7%
 - In real terms, we continue to grow at a rate much higher than the increase in production volumes, which was 2.6% in Gestamp's global production footprint
- We have **continued to expand capacities** mainly in the US, Mexico, China, India, and Poland to accommodate recently **awarded business**
- Operationally we continued to ramp up new projects and to **improve our overall operating margins**
- Since our last call we have put into place a **major refinancing of our long term debt**, which will enable us to **reduce our cost of financing while enhancing the maturity profile**
- Q1 2016 also witnessed our **parent company's acquisition of the ArcelorMittal minority stake** in Gestamp, the financing for which was closed in April

Q1 2016 Revenue (€ Millions) – 1/3

TOTAL REVENUE



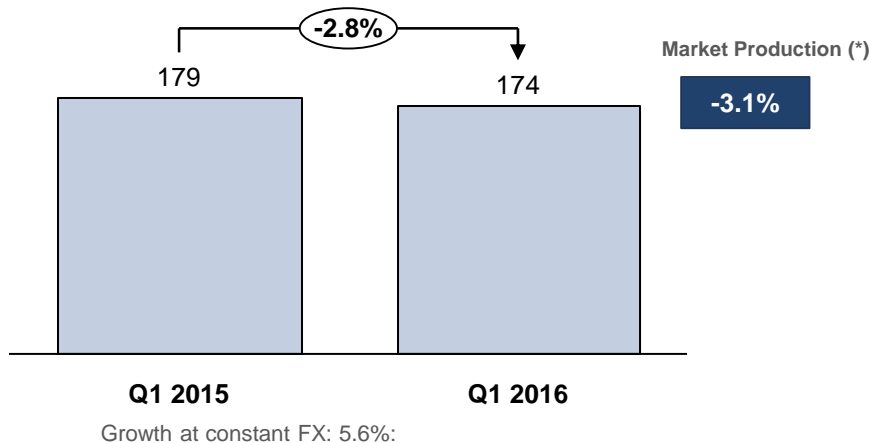
WESTERN EUROPE



- Consolidated revenue **growth at constant FX was 9.7%**, with **FX headwinds** impacting reported growth in **all geographic regions**
- Growth in the quarter came from Western Europe (€ 50 million), North America (€ 66 million) and Asia (€ 27 million); offset in part by sales declines in South America (€ 43 million) and Eastern Europe (€ 5 million)
- Revenue in **Western Europe grew by 5.7%** during the quarter, driven by **good growth in all our countries of operation** in the region

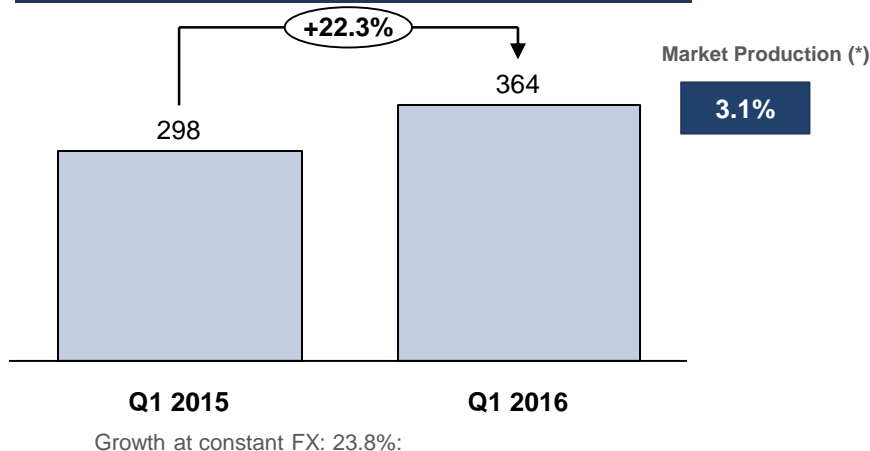
Q1 2016 Revenue (€ Millions) – 2/3

EASTERN EUROPE



- Sales during the quarter in Eastern Europe were down slightly overall, with **good growth in the Czech Republic**
- Quarterly comparisons in Russia, Poland and Turkey were weaker, also impacted by FX headwinds
- **Turkey** showed **healthy growth at constant FX**

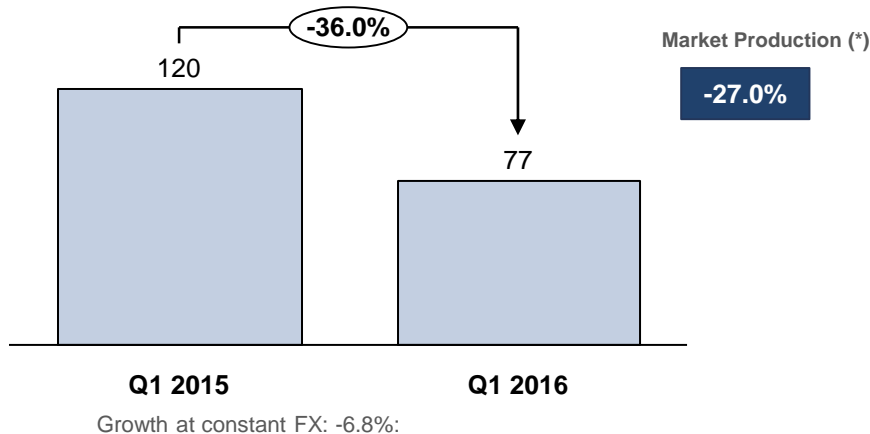
NORTH AMERICA



- Gestamp sales in **Mexico and the USA** **grew by over 22% in Q1 2016** to € 364 million from €298 million in Q1 2015
- **Project ramp-ups** resulted in growth rates in excess of market growth

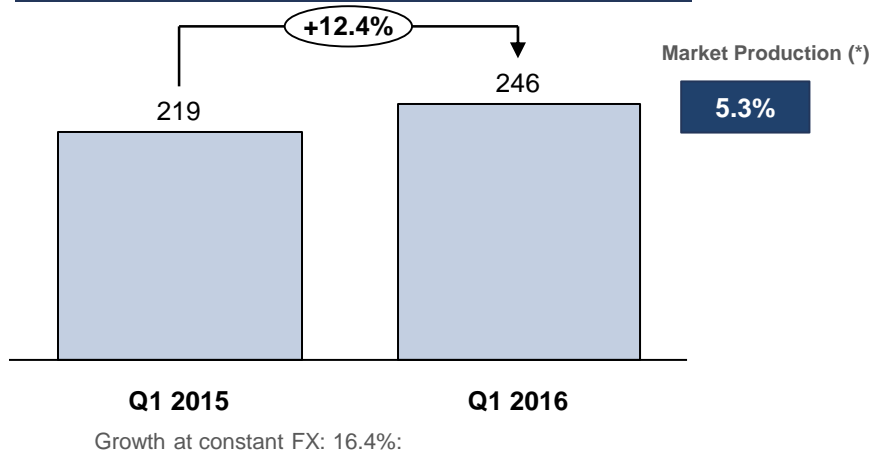
Q1 2016 Revenue (€ Millions) – 3/3

SOUTH AMERICA



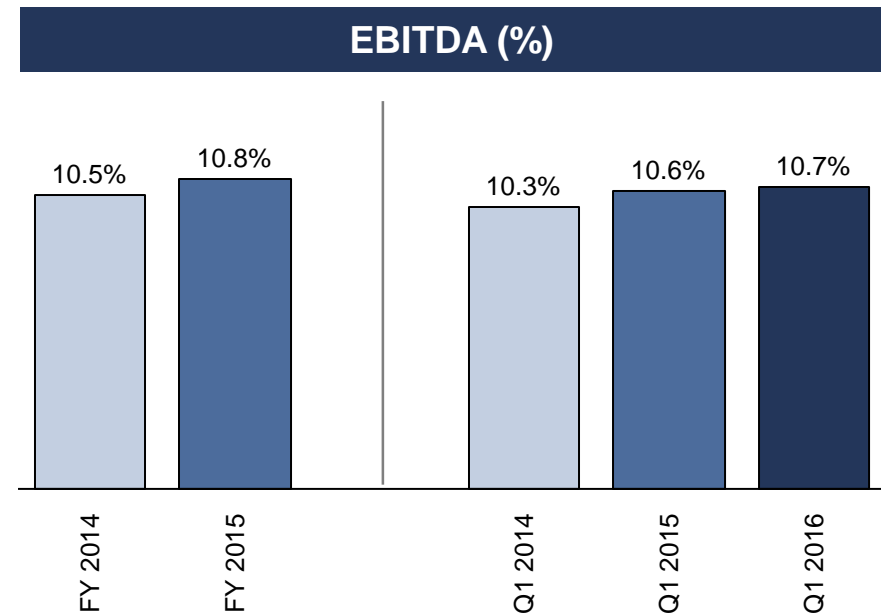
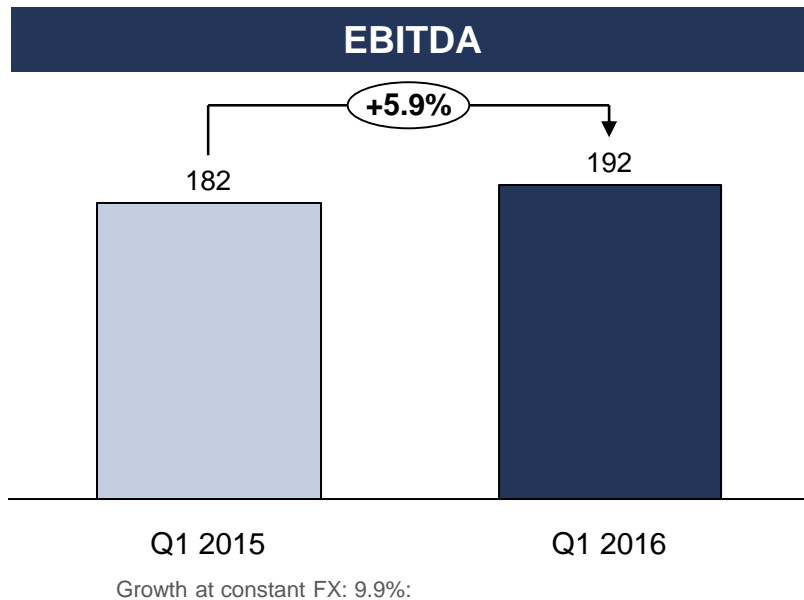
- South America continued its downward trend, with **steep drops in production volumes** combining with a **significantly weaker Brazilian Real and Argentinian Peso** in Q1 2016 vs. Q1 2015
- South America contributed 4.3% of Q1 2016 consolidated sales vs. 7.0% in Q1 2015

ASIA



- Sales growth in **Asia at constant FX** was **16.4%** during the quarter, with **above-market growth rates in China, India and particularly in South Korea**
- **China growth** was 11.6% (14.3% at constant FX)

Q1 2016 EBITDA (€ Millions)



- EBITDA growth after negative FX impact was 5.9%, with EBITDA reaching **€ 192 million in Q1 2016**
- EBITDA **growth at constant FX would have been 9.9%**, mostly reflecting volume increases and project ramp-ups
- **Margin improved** during Q1 2016 compared to Q1 2015, mostly reflecting higher margins on new projects

Q1 2016 – Investments in Fixed Assets

	First Quarter	
	2015	2016
	<i>(Millions of Euros)</i>	
Capital expenditures		
Intangible assets	15.6	15.7
Tangible assets	85.8	117.1
Total	101.4	132.8
Net payments on investments		
Intangible assets	15.7	15.3
Tangible assets	147.0	131.6
Total	162.7	146.9

- Capital expenditure in Q1 2016 amounted to **€ 133 million**
- Capex in the quarter was primarily for investments in **projects in North America, Poland, China, Germany, Spain and the United Kingdom**
- Net payments on investments amounted to **€ 147 million, down from € 163 million in Q1 2015**

Q1 2016 – Net Financial Debt & Liquidity

Net Debt (€ Millions)

	Dec 31, 2014	Mar 31, 2015	Dec 31, 2015	Mar 31, 2016
	<i>(Millions of Euros)</i>		<i>(Millions of Euros)</i>	
Interest bearing loans and borrowings	1,764.8	1,913.2	1,730.9	1,781.3
Financial leasing	28.6	31.1	35.2	32.2
Borrowings from associated companies	99.4	100.2	79.0	72.7
Other financial debts	76.7	56.0	39.4	33.2
Total Financial Debt	1,969.5	2,100.5	1,884.5	1,919.4
Cash, cash equivalents and current financial assets	559.8	539.8	391.4	290.2
TOTAL NET FINANCIAL DEBT	1,409.7	1,560.7	1,493.1	1,629.2

Liquidity (€ Millions)

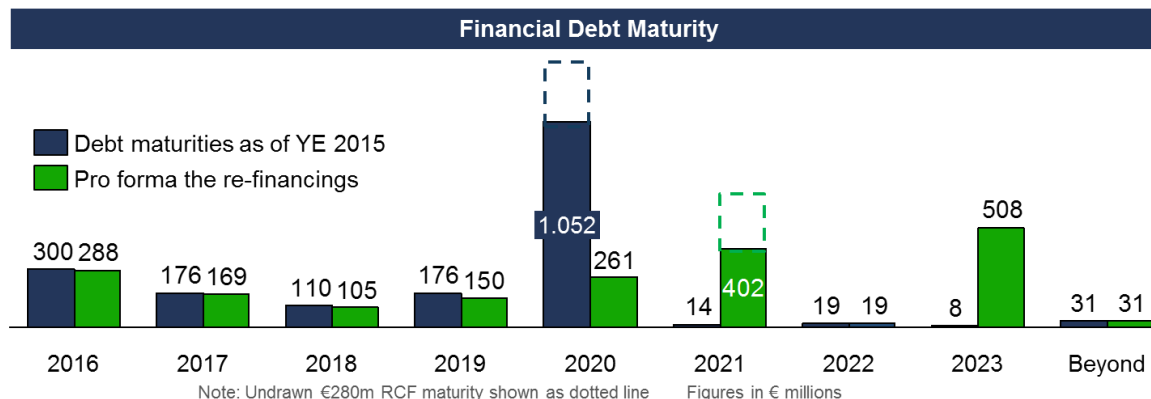
	March 31, 2016
	<i>(Millions of Euros)</i>
Cash and Cash equivalents	274
LT Revolving Credit Facility	280
Other Undrawn Credit Lines	233
	787

- Increase in net debt during the quarter was due to **seasonal increase in working capital in line with expectations**
- Working capital growth includes a **negative impact from tooling receivables**
- Gross debt was held somewhat stable, as **working capital was financed mostly with cash on hand**
- **LTM net leverage** was reduced from 2.3x at Q1 2015 to 2.1x at Q1 2016

Recent Re-financing Activity

- **New 3.50% 7-year € 500 million bond issued on May 11th**
 - Tender offer on the **5.875% 2020 Euro notes** settled on May 12th; **redemption** of the remaining balance to be completed on June 6th
- **Amendment of Senior Financing Agreement signed on May 20th**
 - Term Loan availability **increased by € 340 million**
 - **Maturities extended** to May 31, 2021 (including unused € 280 million RCF)
 - Additional **reduction in margin ratchet** by 10 bps (margin now 1.45% for leverage $\geq 2.00x$ and 1.35% for leverage $< 2.00x$ and $\geq 1.75x$)
 - **Redemption of the 5.625% 2020 US Dollar notes** to be completed on June 20th with proceeds from the increased Term Loan

Pro forma Debt Maturity Profile



New Term Loan Maturity Schedule

Facility A repayment dates	Scheduled Term Loan A Commitment
31/05/2017	97,75%
30/11/2017	95,50%
31/05/2018	91,25%
30/11/2018	87,00%
31/05/2019	79,75%
30/11/2019	72,50%
31/05/2020	58,50%
30/11/2020	44,50%
31/05/2021	0,00%

Closing comments and future outlook

- **Healthy growth** in Q1 2016 **despite FX headwinds** and very **difficult** quarter in **South America**
- **Sector megatrends** continue to favor Gestamp's business model, as vehicle light-weighting, passenger safety, OEM outsourcing and the globalization of platforms and models **continue to provide tailwinds**
- Continuing **investment in R&D** to keep us well positioned with our customers
- Realizing **opportunities with Asian OEMs** and under-represented markets, such as **Nafta**
- **Sound financial basis for continued investment in future growth**, with new long-term financing put into place at lower interest costs
- **Moderate leverage, which continues to decline** despite ongoing investment to accommodate high rate of new contract wins

Gestamp

