



Gestamp 

Second Quarter 2013 Results

September 5, 2013

Disclaimer

This presentation has been prepared solely for use at this presentation of our results for the quarter ended June 30, 2013. By attending the meeting where this presentation is made, or by reading the presentation slides, you agree to be bound by the following limitations.

This presentation is not an offer for sale of securities in the United States or in any other jurisdiction. This presentation has been prepared for information and background purposes only. It is confidential and does not constitute or form part of, and should not be construed as, an offer or invitation to subscribe for, underwrite or otherwise acquire, any securities of Gestamp Automoción, S.A. (the "Company") or any member of its group nor should it or any part of it form the basis of, or be relied on in connection with, any contract to purchase or subscribe for any securities of the Company or any member of its group or with any other contract or commitment whatsoever. Neither this presentation nor any part of it may be reproduced (electronically or otherwise) or redistributed, passed on, or the contents otherwise divulged, directly or indirectly, to any other person or published in whole or in part for any purpose without the prior written consent of the Company.

This presentation does not purport to be all-inclusive or to contain all of the information that any person may require to make a full analysis of the matters referred to herein. Each recipient of this presentation must make its own independent investigation and analysis of the Company.

This presentation may contain certain forward-looking statements that reflect the management's intentions, beliefs or current expectations. These forward-looking statements include, but are not limited to, all statements other than statements of historical facts, including, without limitation, those regarding the Company's future financial position and results of operations, strategy, plans, objectives, goals and targets and future developments in the markets where the Company participates or is seeking to participate. The Company's ability to achieve its projected results is dependent on many factors which are outside management's control. Actual results may differ materially from (and be more negative than) those projected or implied in the forward-looking statements. Such forward-looking information involves risks and uncertainties that could significantly affect expected results and is based on certain key assumptions. Due to such uncertainties and risks, readers are cautioned not to place undue reliance on such forward-looking statements as a prediction of actual results. All forward-looking statements included herein are based on information available to the Company as of the date hereof. The Company undertakes no obligation to update publicly or revise any forward-looking statement, whether as a result of new information, future events or otherwise, except as may be required by applicable law. All subsequent written and oral forward-looking statements attributable to the Company or persons acting on its behalf are expressly qualified in their entirety by these cautionary statements.

In this presentation, we may rely on and refer to information regarding our business and the market in which we operate and compete. We have obtained this information from various third party sources, including providers of industry data, discussions with our customers and our own internal estimates. We cannot assure you that any of this information is accurate or correctly reflects our position in the industry, and none of our internal surveys or information has been verified by any independent sources.

No representation or warranty, express or implied, is made as to the fairness, accuracy or completeness of the information contained herein. None of the Company, its advisers, connected persons or any other person accepts any liability for any loss howsoever arising, directly or indirectly, from this presentation or its contents. This shall not, however, restrict or exclude or limit any duty or liability to a person under any applicable laws or regulations of any jurisdiction which may not lawfully be disclaimed (including in relation to fraudulent misrepresentation).

Presentation of Second Quarter 2013 Results

Francisco J. Riberas Mera, President & CEO

Francisco López-Peña, Vice President & CFO

Richard Egües, Director of International Financing

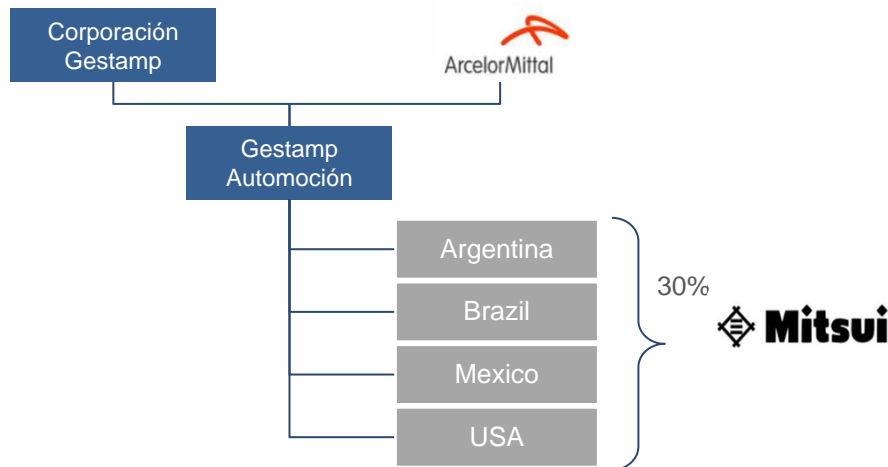
Key Events - Highlights

Gestamp continues to execute according to plan, achieving targeted milestones and demonstrating good results despite a soft market in Europe

- Mitsui transaction has closed, with subscription occurring end of June and funding of the € 297 million equity investment received in the first week of July
- Second quarter revenue and EBITDA demonstrated increases vs. Q2 2012, within expectations and reflecting:
 - Evidence of market stabilization in Europe
 - Healthy market dynamics in many other geographies
- Sound results despite the dragging effect of several plants which are in ramp-up phase or under construction
 - Construction on Puebla II in Mexico and Dongguan in China progressing according to plan (Dongguan already beginning to produce)
 - Ramp up continuing as expected in West Virginia, Shenyang, Chongqing, Santa Isabel in Brazil, Louny in the Czech Republic, Chennai in India, Kaluga II in Russia, and now in Edscha Kunshan (Edscha's new plant in China was inaugurated on August 30, 2013)
- Expectation is for subsequent quarters to reflect continued stabilization in Europe

Recent corporate developments

- Mitsui transaction has closed, with subscription occurring end of June and funding of the € 297 million equity investment received in the first week of July
 - € 297 million in liquidity has entered the group from the sale to Mitsui of a 30% stake in each of our American subgroups by way of a capital increase
 - Strategic collaboration vis-à-vis Japanese OEMs has begun and is expected to boost Gestamp's already promising advances in our Japanese OEM strategy

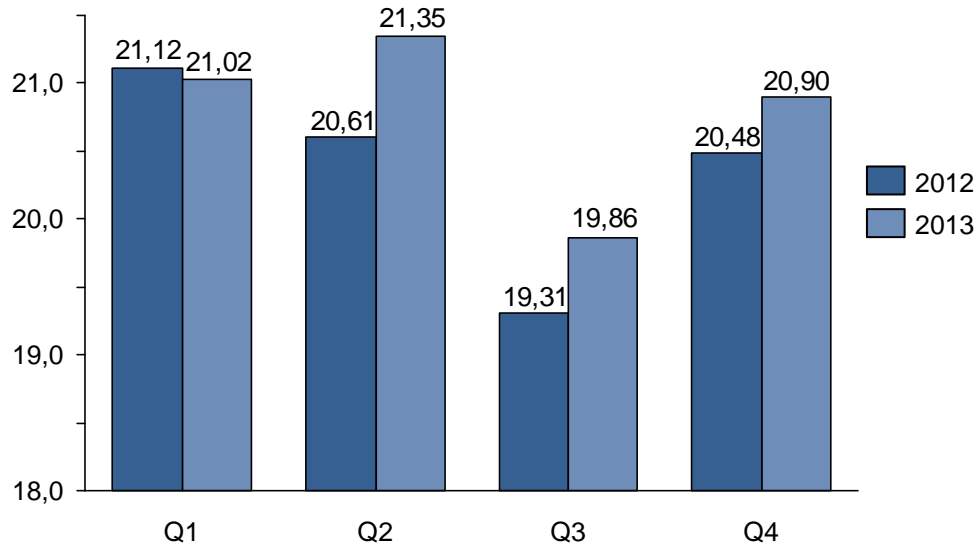


- In June, Gestamp repurchased the minority stake held by Cofides in our Mexican operations
- As previously indicated, on June 14 we agreed to exercise our call option to purchase the 49.06% minority stake in GMF Holding for € 104 million (the “Liberty Option”); today we are effecting the purchase, also as indicated previously

Industry Production Volumes

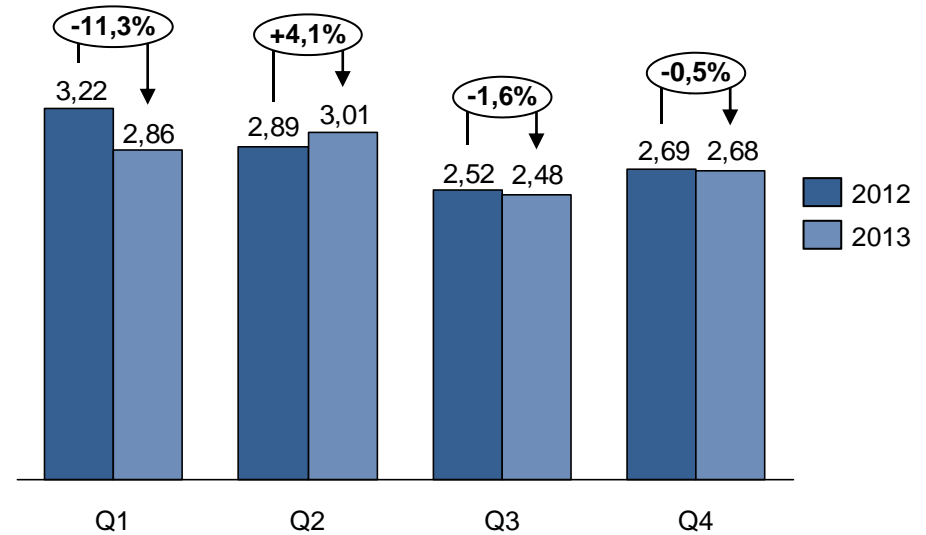
Global Production

Total 2012: 81,52
 Total 2013: 83,14
 +2,01%



Western European Production (*)

Total 2012: 11,32
 Total 2013: 11,03
 -2,63%

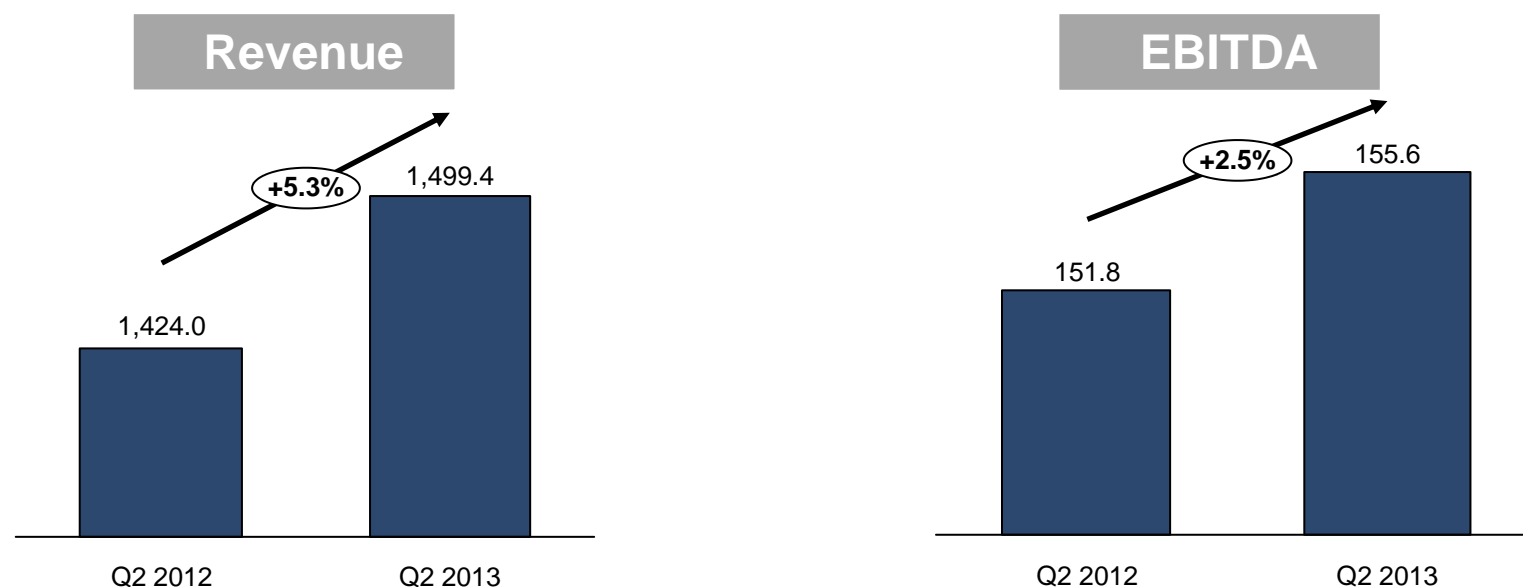


Source: Independent third party

(*) In Gestamp countries of operations

- Market volumes in Western Europe for the second quarter of 2013 were higher than in Q2 2012
 - After the marked decline of the first quarter, the market stabilized somewhat in Q2 2013.
 - Market data point to continued stabilization in the remaining half of 2013
- Production volumes in other regions, on the other hand, were more robust in Q2 and market data point to a continuing trend during the remaining quarters of 2013

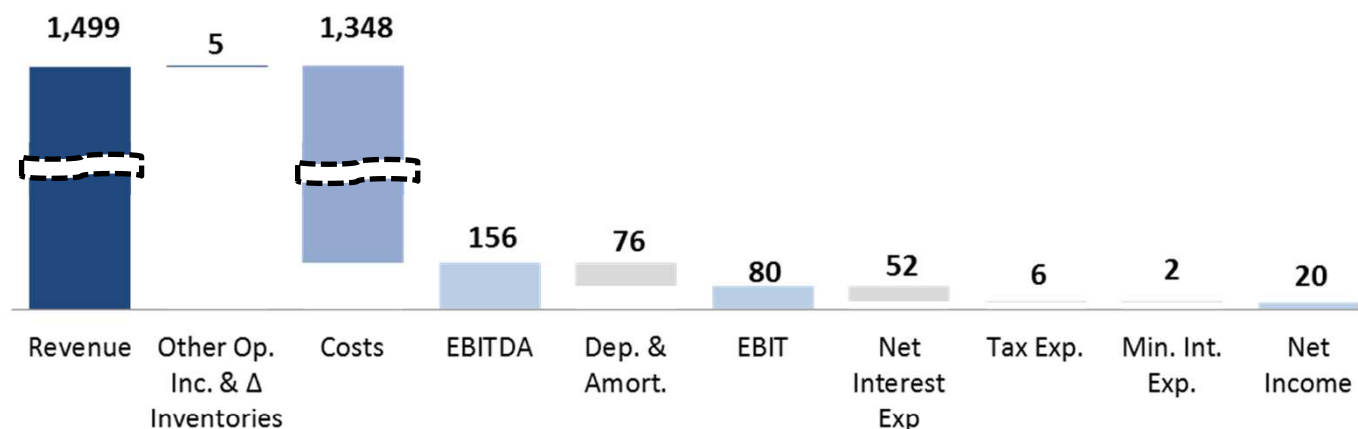
Revenue and EBITDA growth



- Revenue increased vs the comparable quarter in 2012 primarily due to increased sales in Europe, in the Americas and in China, while sales in other regions were at levels similar to the prior year
- EBITDA for the quarter was 2.5% higher than Q2 2012, driven by higher sales but reflecting the negative impact of the high number of projects in ramp up
 - Plants in ramp-up phase and under construction affect EBITDA margin, given the front-ending of costs as revenues ramp up to achieve full production
- Results were in line with budget, although EBITDA was negatively impacted by approximately € 2.75 million in comparison with Q2 2012 due to the strong Euro, with net adverse movements in exchange rates principally vs. the Brazilian Reais, the Argentinian Peso and Sterling

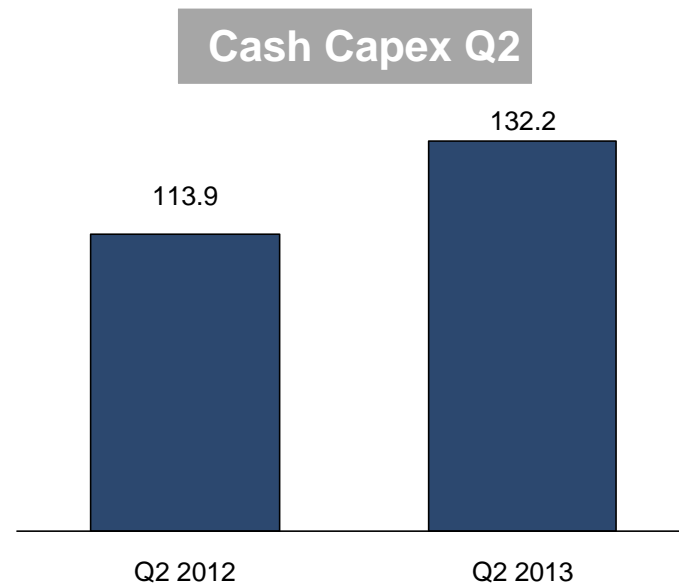
Performance in Q2 2013

Breakdown of P&L, second quarter of 2013



- Revenue of € 1.5 billion generated EBITDA of € 155.6 million, EBIT of € 79.6 million and a net income of € 19.8 million for the quarter
- Costs reflect increased personnel expenses largely due to increases in the Americas and in Asia – regions which experienced both growth in production volume as well as the effects of additions to personnel during the ramping up of activity in new production sites
- Financial expenses reflect not only an increase in average net debt in the second quarter of 2013 compared to the second quarter of 2012, but also extraordinary expenses arising from the early repayment and restructuring of existing financing facilities (e.g., unwinding of upfront financing fees which had been capitalized)

Capital Expenditure



- Net payments on investments, or cash capital expenditure, reflect actual cash outlays for fixed assets, taking into account among other things increases and decreases in payables to our suppliers of fixed assets
- Capex programs for 2013 will be relatively front-ended compared with 2012, and are primarily dedicated to new client orders, new projects in growth markets, and investment in hot stamping projects
- Full year cash capex is expected to remain in line with our budget

Net Debt

	As of	
	<u>31 Dec 2012</u>	<u>30 Jun 2013</u>
	<i>(Millions of Euros)</i>	
Interest bearing loans and borrowings	1,378.1	1,718.5
Financial leasing	25.1	24.8
Borrowings from associated companies	121.5	118.0
Loans from the Ministry of Science and Technology	34.5	38.3
Other interest bearing loans	39.5	35.0
Total financial debt	1,598.8	1,934.6
Cash, cash equivalents and current financial assets	301.0	588.6
Net financial debt	<u>1,297.8</u>	<u>1,346.0</u>

- Increase in net debt reflects our capital investment in expansion and growth projects related to new client orders, as well as seasonal working capital effects and is in line with plan
- Cash, cash equivalents and current financial assets includes cash and cash equivalents as of June 30, 2013 of € 219.1 million and current financial assets as of June 30, 2013 of € 369.5 million (including Mitsui's equity investment of € 297 million in our American operations, payment of which was received during the first week of July)